




# 2023

# RIMFIRE CHALLENGE WORLD CHAMPIONSHIP

Cavern Cove Competitive Shooting Range  
Woodville, AL

OCTOBER 20, 2023 - OCTOBER 22, 2023



PRESENTED BY



RUGGED, RELIABLE FIREARMS

# RUGER



RUGER 10/22



RUGER SUPER WRANGLER

"Sturm, Ruger & Co., Inc. is one of the nation's leading manufacturers of rugged, reliable firearms for the commercial sporting market. With products made in America, Ruger offers consumers almost 800 variations of more than 40 product lines, across both the Ruger and Marlin brands. For almost 75 years, Sturm, Ruger & Co., Inc. has been a model of corporate and community responsibility. Our motto, "Arms Makers for Responsible Citizens®," echoes our commitment to these principles as we work hard to deliver quality and innovative firearms."

*-Taken from the Official Website of Ruger®*

# WELCOME TO THE 2023 RCSA WORLD CHAMPIONSHIP



On behalf of the RCSA BODs, we welcome you to the 2023 World Championship! This marks the return to Cavern Cove in many years! We appreciate your continued support! We are working hard to expand the RCSA program across the USA. We also want to thank all of our sponsors for this event! Without you, this World Championship would not have been nearly as successful! We look forward to a very fun & safe RCSA World Championship!

Pete Swenson  
RCSA President

# CONTENTS



General Information .....	4	14 .....	Policies & Commands
Match Day Schedule .....	5	16 .....	Stages
Previous Match Winners.....	6	23 .....	Menu
Range Map .....	11	24 .....	Safety Plan
Board of Directors .....	12	25 .....	Sponsors

# GENERAL INFORMATION

## MATCH DESCRIPTION

This is a Tier IV Sanctioned Rimfire Challenge Championship sponsored by Ruger. It will consist of 7 pistol stages and 7 rifle stages. There are 2 divisions: Open and Limited. If you are shooting 2 divisions, you must register once for Open and once for Limited. If you intend to shoot both divisions, you must first shoot the Open division.

## REGISTRATION

Registration closes on:  
October 15, 2023 @ 8:00 AM

**Times are local to America/Chicago  
timezone.**

## LOCATION

Cavern Cove  
Competitive Shooting Range  
373 Ambush Trail  
Woodville, AL 35776

## FOOD

A vendor will be available to purchase food. If you believe you will purchase food both days, please let us know by clicking the option buttons (Yes or No) below for a headcount.

## RULES

All rules in the current RCSA Rimfire Challenge Rulebook apply.

## AWARDS

Prizes are presented in order of finish. There must be a least 3 competitors to be recognized in a Special Category.





# SCHEDULE OF EVENTS

## FRIDAY

### Staff Shoot Day & Early Check-In for Competitors

**8AM** Registration Check-In Opens for Staff/Range Officers

**9AM** Staff/Range Officers begin to shoot

**12PM - 5PM** Early Check-in for Competitors  
Test/Function bays open for Competitors



EVENT SCHEDULE

## SATURDAY

### 9 Stages Will Be Shot

**7AM - 8:15AM** Registration Check-in Opens for Competitors

**8:15AM - 8:45AM** National Anthem and Safety Briefing

**9AM** Competition Begins and Test/Function Bays Open

**12PM - 2PM** Food Vendor Available and Competitors Can Purchase Lunch

**5PM** Competition Ends

**5PM - 6PM** Side Match Available to Shoot

**DINNER** at the Cavern Cove Range – RSVP by 10/15



## SUNDAY

### 5 Stages Will Be Shot

**9AM** Competition Begins and Test/Function Bays Open

**12PM - 2PM** Food Vendor Available and Competitors Can Purchase Lunch

**2PM - 4PM** Competition Ends and Awards Ceremony



# WINNERS OF THE PAST

PREVIOUS MATCH WINNERS

# '18

## OVERALL

1	Kolby Pavlock	176.10	LTD
2	Cole Busch	176.34	Open
3	Cole Busch	181.43	LTD

## OPEN

1	Cole Busch	176.34
2	Grant Kunkel	183.55
3	Zach Grubb	184.34

## YOUTH

1	Kaitlin Benthin	251.26	Open
2	Noah Wheeler	301.51	Open
3	Gauge Horlick	312.27	Open

## LADY

1	Mackenzie Bragg	201.30	Open
2	Jenna Jones	225.42	Open
3	Bailey Gallagher	225.67	Open

## LIMITED

1	Kolby Pavlock	176.10
2	Cole Busch	181.43
3	Grant Kunkel	197.66

## SENIOR

1	Dwight Stearns	216.84	LTD
2	Dwight Stearns	219.79	Open
3	Bruce Warrens	243.34	Open

## JUNIOR

1	Cole Busch	176.34	Open
2	Cole Busch	181.43	LTD
3	Grant Kunkel	183.55	Open



# WINNERS OF THE PAST

## OVERALL

1	Nate Gibson	191.92	Open
2	Nate Gibson	193.87	LTD
3	Cole Busch	196.72	Open

## OPEN

1	Nate Gibson	191.92
2	Cole Busch	196.72
3	Kolby Pavlock	201.38

## LIMITED

1	Nate Gibson	193.87
2	Cole Busch	201.18
3	Grant Kunkel	205.62

## SENIOR

1	John Allchin	240.76	Open
2	Dwight Stearns	245.25	Open
3	Tim Norris	247.72	Open

## JUNIOR

1	Nate Gibson	191.92	Open
2	Nate Gibson	193.87	LTD
3	Cole Busch	196.72	Open

## COWBOY

1	Larry Steeley Jr.	612.56
2	Robb Elliott	737.72
3	Brian Conley	796.74

## YOUTH

1	Maximus White	224.48	Open
2	Noah Wheeler	278.23	Open
3	Gabriel Pruitt	295.52	Open

## SUPER SENIOR

1	Dan Harman	293.32	Open
2	Bruce Warren	299.82	Open
3	Eric Paulson	305.51	Open

## LADY

1	Rachel Champney	LTD	238.86
2	Zoey Bragg	Open	240.76
3	Bridget Cunningham	Open	246.93



PREVIOUS MATCH WINNERS

# '19

# WINNERS OF THE PAST

\*Due to Covid 2020 RCSA World Championship was cancelled\*

## OVERALL

1	Grant Kunkel	107.48	Open
2	Kolby Pavlock	108.44	Open
3	Nate Gibson	113.50	LTD

## LIMITED

1	Nate Gibson	113.50	
2	Cole Busch	114.00	
3	Lance Bratcher Jr.	120.31	

## OPEN

1	Grant Kunkel	107.48	
2	Kolby Pavlock	108.44	
3	Jesse Misco	114.25	

# '21

## LADY

1	Jenna Larsen	130.10	Open
2	Jenna Larsen	132.93	LTD
3	Kylie Wells	138.53	Open

## YOUTH

1	Carleigh Chadwick	126.65	Open
2	Stephanie Cingle	160.17	Open
3	Devin Krauss	190.10	Open

## JUNIOR

1	Nate Gibson	113.50	LTD
2	Nate Gibson	114.85	Open
3	Kaleb Klein	120.40	Open

## SENIOR

1	Larry Sitter	139.59	Open
2	Paul Larsen	150.65	Open
3	Larry Sitter	156.86	LTD

## SUPER SENIOR

1	Nat Ellison	175.49	Open
2	Bob Kasson	196.93	Open
3	Dan Harman	199.41	Open





# WINNERS OF THE PAST

# '22

## OVERALL

1	Jesse Misco	93.00	Open
2	Jesse Misco	99.38	LTD
3	Kaleb Klein	100.11	LTD

## LIMITED

1	Jesse Misco	99.38
2	Kaleb Klein	100.11
3	Cole Busch	100.60

PREVIOUS MATCH WINNERS

## JUNIOR

1	Kaleb Klein	100.11	LTD
2	Kaleb Klein	104.10	Open
3	Brice Jones	112.71	Open

## SENIOR

1	Bradd Jeffers	127.96	Open
2	Rick Busch	133.38	Open
3	Mike Banicki	137.94	LTD

## OPEN

1	Jesse Misco	93.00
2	Jesse Misco	99.38
3	Kaleb Klein	100.11

## SUPER SENIOR

1	Bill Greenough	145.62	Open
2	Nat Ellison	153.02	Open
3	Alvin Dymowski	162.76	Open

## PRETEEN

1	Carleigh Chadwick	110.48	Open
2	Carleigh Chadwick	117.14	LTD
3	Marco Sonza	148.42	Open

## LADY

1	Jenna Larsen	109.19	LTD
2	Kylie Wells	113.44	LTD
3	Kylie Wells	113.55	Open







# CAVERN COVE

373 Ambush Trail  
Woodville, AL 35776





**PETE SWENSON**  
BOARD PRESIDENT

Pete has been involved in competitive NRA smallbore rifle shooting as both a competitor and Match Director for much of his life. Realizing that conventional NRA smallbore was losing popularity, he started researching other shooting sports activities and discovered the NSSF Rimfire Challenge program. His home club, Michigan City Rifle Club, of which he is President – invested in the program to bring affordable competitive shooting activities to the club. It soon became one of its most popular activities. Pete is an NRA Certified Chief Range Safety Officer and NRA Rifle, Pistol, Shotgun, Personal Protection in the Home and Outside the Home Instructor.

He brings a strong background in running and managing various competitive shooting sports programs. Additionally, he has helped develop and organize youth shooting camps. Professionally, Pete spent most of his career in International Sales and Marketing management for the machine tool industry.

**LORI O'REAR**  
BOARD VP/TREASURER



Lori started competitively shooting USPSA and Steel Challenge 9 years ago. Excelling in the discipline of Steel Challenge she achieved numerous titles in Rimfire Pistol and Rifle in State and Area Championships. In 2015, she also branched out into Action Pistol (Bianchi Cup) and holds several National Records with her Rimfire Pistol. It wasn't until 2021, Lori discovered a new passion with Rimfire Challenge and entered her first World RCSA Competition.

Along with competing, Lori is a Certified NRA Pistol Instructor. She has assisted many new shooters in learning the fundamentals of firearms plus introducing them to competitive shooting. She has also spent many volunteer hours supporting the Fisher House Foundation and Homes For Our Troops Organization. Lori is originally from Atlanta, Georgia where she obtained her BBA from Georgia State University. She offers over 20 years as a Certified Professional in the Human Resources Industry providing an extensive background in Recruitment and Retention, Training and Development and Employee and Client Relations.

# BOARD OF RIMFIRE CHALLENGE SHOOTING ASSOCIATION **DIRECTORS**





## **SUSAN PARIS**

**BOARD SECRETARY**

Susan started competitive shooting in the late 1990's. Initially shooting Conventional Indoor and Outdoor Pistol with a 22 and 45 at the Expert level. She competed in the NRA National Championships at Camp Perry, Ohio for a few years. As shooting sports shifted from precision shooting to action shooting, she began shooting Steel Challenge and currently shoots a Ruger MKIV Lite. With a MBA in Finance Susan brings a wealth of experience in financial and management reporting. Susan and her husband John shoot steel twice a week. Susan will

work with Board members to increase awareness of and participation in RCSA events.

BOD

## **WAYNE KIDD**

**ADVISORY COMMITTEE: RCSA RULES ADMINISTRATOR**

Wayne became interested in RCSA in 2019 when he brought one of his sons to a local Rimfire Challenge match as he showed interest in the sport. As a spectator, Wayne saw how fun the match was and the next month brought his youngest son and father to shoot with him. This was the beginning of 3 generations shooting RCSA matches throughout the country. In addition to competing in Rimfire Challenge matches, Wayne participates in Metal Madness, Steel Challenge and GSSF competitions.

Wayne is a USPSA Range Officer with Steel Challenge and Multigun endorsements and in 2022 served as a RO in the RCSA World Championship.



# BOARD OF RIMFIRE CHALLENGE SHOOTING ASSOCIATION **DIRECTORS**

# COMMANDS

## "MAKE READY"

This command signifies the start of the course of fire. Under the direct supervision of

the RSO, the competitor must face down range and prepare the firearm.

- Once the "Make Ready" command has been given, the competitor must not move away from the start location prior to issuance of the "Start Signal" without the prior approval, and under the direct supervision, of the RSO
- Sight pictures: The Competitor will have a maximum of 1 minute after the Make Ready command to prepare for the string. Sight pictures can be taken during the Make Ready process and while preparing for the next string. If the competitor should experience an AD while taking a sight picture they will be disqualified.

## "ARE YOU READY?"

The lack of any negative response from the competitor indicates that they are ready.

- If the competitor is not ready at the "Are You Ready?" command, he/she must state "Not Ready."
- The RSO will proceed with this command for each subsequent string once the competitor has assumed the start position.

## "STANDBY"

This command should be followed by the start signal within 1 to 4 seconds.

## "START SIGNAL"

The audio signal for the competitor to begin their attempt at the string.

- If a competitor fails to react to a start signal, for any reason, the RSO will confirm the competitor is ready to attempt the string, and will resume the range commands from "Are You Ready?"
- If a competitor begins his attempt at the string prematurely ("false start" prior to the issuance of the start signal), the competitor will incur a penalty. If the competitor can return to the designated start position prior to the start signal, no penalty will be assessed.

## "STOP"

Any RSO assigned to a stage or the MD or RM may issue this command at any time during the course of fire.

- The competitor must immediately cease firing, stop moving and wait for further instructions from the RSO.
- RSOs may issue other interim commands on completion of the first string in order to prepare the competitor for the second and subsequent strings (e.g., "Reload for the Next String").

## "IF YOU ARE FINISHED, UNLOAD AND SHOW CLEAR."

If the competitor has finished shooting, he/ she must lower the firearm and present it for inspection by the RSO with the muzzle pointed down range, magazine removed, slide or bolt locked or held open, and chamber empty. Revolvers must be presented with the cylinder swung out and empty.

## "RANGE IS CLEAR"

This declaration signifies the end of the course of fire. Once the declaration is made, officials and competitors may move forward to score, paint, reset targets, etc.



**"IF CLEAR, HAMMER DOWN OR FLAG AND BAG FIREARM."**

After issuance of this command, the competitor is prohibited from firing. While continuing to point the firearm safely downrange, the competitor will:

- Revolvers – close the empty cylinder (without touching the hammer, if any)
- Pistol – show clear by pulling slide back and inspect no ammunition is in the chamber and firearm is unloaded. RSO will double check with competitor to verify the firearm is clear and ready to be stored in a case. (Trigger need not be pulled.) RSO may say "If clear, bag." It is at the discretion of the competitor to use an ECI/flag.
- Rifle – show clear, pulling back the bolt, insert ECI/flag and store in case or scabbard. (Trigger need not be pulled). Note: The bolt must be closed on an ECI/flag. RSO may say "If clear, flag and bag."
- If the gun does not prove to be clear, the RSO will resume the command, "Stop" followed by "Unload and show clear." Once the firearm has proven to be clear, the competitor will be disqualified.
- If the cartridge fails to extract/eject, the competitor may fire the last cartridge into the berm or down range with the approval of the RSO. Then the RSO will resume the commands of "If Clear, hammer down..."

**SUBSTANCE**

NO alcohol, illegal drugs, or any other form of impairment while shooting on the shooting line.

**SMOKING**

NO smoking will under the pavilion.

**RELEASE FORM**

Shooters and spectators must sign a release form.

**MUZZLE**

This is a muzzle up range.

**COLD RANGE**

The range is a cold range, and firearms will remain unloaded until loaded at designated areas.

**ATTIRE**

Wear appropriate attire to shield form hot shell casings.

**DO NOT**

DO NOT load your firearm off the shooting line or outside of designated loading areas.

**DO NOT**

DO NOT handle firearms while the shooting line is cold.

**DO NOT**

DO NOT shoot any range equipment.

**DO NOT**

DO NOT use tracer or steel core ammo.

**DO NOT**

DO NOT reach beyond the firing line or move beyond the firing line while range is hot.

**COMPLIANCE**

ALL firearms must comply with all Federal Laws.

**ALWAYS**

ALWAYS make sure no one is down range before you start shooting.

**ALWAYS**

ALWAYS declare line cold before moving down range.

**ALWAYS**

ALWAYS treat your firearm as if it is loaded.

**ALWAYS**

ALWAYS point your firearm down range.

**ALWAYS**

ALWAYS wear eye and ear protection.

**ALWAYS**

ALWAYS keep your finger off the trigger until ready to shoot.

**ALWAYS**

ALWAYS be aware of your target and what is beyond it.

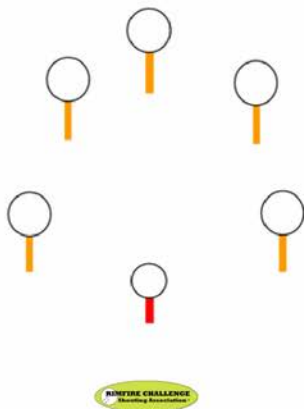


# POLI CIES

# STAGE 1 BAY 1 PISTOL

## ROUND ABOUT - Created by Greg Goff

**Starting Position:** Shooter standing in box, firearm loaded and aiming at aim point



**Targets:** 6 Targets  
**Strings:** 5 per gun  
**Round Count:** 30+ Total  
**Scoring:** 6 hits per string  
**Target Distance:** 7-15 yards

**Start Signal:** Audible  
**Stop Signal:** Last Shot Fired  
**Scored:** Time + Penalties

### Procedures:

- At the start signal, engage plates in any order from anywhere in the box.
- The designated stop plate must be engaged last.

### Penalties:

- 2 seconds for each missed plate
- 30 seconds for missed stop plate
- A maximum time of 30 seconds for each string



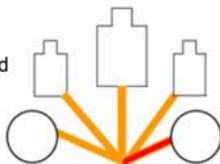
# STAGE 2 BAY 2 PISTOL

## 3 AMIGOS - Created by Greg Goff

**Starting Position:** Shooter standing in box, firearm loaded and aiming at aim point

**Targets:** 5 Targets  
**Strings:** 5 per gun  
**Round Count:** 25+ Total  
**Scoring:** 5 hits per string  
**Target Distance:** 7 yards Pistol

**Start Signal:** Audible  
**Stop Signal:** Last Shot Fired  
**Scored:** Time + Penalties



### Procedures:

- At the start signal, engage plates in any order from anywhere in the box.
- The designated stop plate must be engaged last.

### Penalties:

- 2 seconds for each missed plate
- 30 seconds for missed stop plate
- A maximum time of 30 seconds for each string

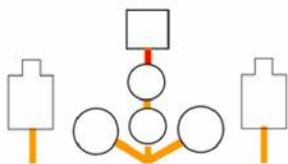




# STAGE 3 BAY 3 PISTOL

## TWO ON THE OUTSIDE - Created by Greg Goff

**Starting Position:** Shooter standing in box, firearm loaded and aiming at aim point



**Targets:** 7 Targets

**Strings:** 5 per gun

**Round Count:** 35+ Total

**Scoring:** 7 hits per string

**Target Distance:** 8 yards

**Start Signal:** Audible

**Stop Signal:** Last Shot Fired

**Scored:** Time + Penalties

### Procedures:

- At the start signal, engage plates in any order from anywhere in the box.
- The designated stop plate must be engaged last.

### Penalties:

- 2 seconds for each missed plate
- 30 seconds for missed stop plate
- A maximum time of 30 seconds for each string



# STAGE 4 BAY 4 PISTOL

## THE ONE IN THE MIDDLE - Created by Greg Goff

**Starting Position:** Shooter standing in box, firearm loaded and aiming at aim point

**Targets:** 6 Targets

**Strings:** 5 per gun

**Round Count:** 30+ Total

**Scoring:** 6 hits per string

**Target Distance:** 7-9 yards

**Start Signal:** Audible

**Stop Signal:** Last Shot Fired

**Scored:** Time + Penalties



### Procedures:

- At the start signal, engage plates in any order from anywhere in the box.
- The designated stop plate must be engaged last.

### Penalties:

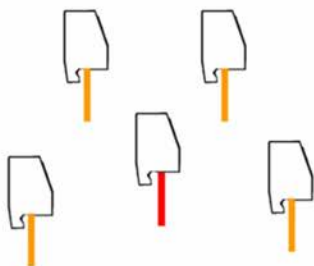
- 2 seconds for each missed plate
- 30 seconds for missed stop plate
- A maximum time of 30 seconds for each string



# STAGE 5 THE BANK PISTOL

## STATE OF ? - Created by Greg Goff

**Starting Position:** Shooter standing in box, firearm loaded and aiming at aim point



**Targets:** 5 Targets

**Strings:** 5 per gun

**Round Count:** 25+ Total

**Scoring:** 5 hits per string

**Target Distance:** 7-10 yards

**Start Signal:** Audible

**Stop Signal:** Last Shot Fired

**Scored:** Time + Penalties

### Procedures:

- At the start signal, engage plates in any order from anywhere in the box.
- The designated stop plate must be engaged last.

### Penalties:

- 2 seconds for each missed plate
- 30 seconds for missed stop plate
- A maximum time of 30 seconds for each string

**RIFETIME CHALLENGE**  
Penalty: 30 seconds



# STAGE 6 THE MERCANTILE PISTOL

## NEED TO GET A COFFIN - Created by Greg Goff

**Starting Position:** Shooter standing in box, firearm loaded and aiming at aim point

**Targets:** 6 Targets

**Strings:** 5 per gun

**Round Count:** 30+ Total

**Scoring:** 6 hits per string

**Target Distance:** 9-10 yards

**Start Signal:** Audible

**Stop Signal:** Last Shot Fired

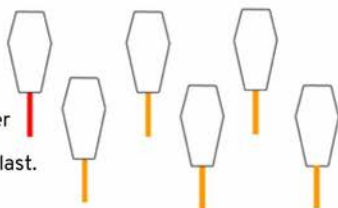
**Scored:** Time + Penalties

### Procedures:

- At the start signal, engage plates in any order from anywhere in the box.
- The designated stop plate must be engaged last.

### Penalties:

- 2 seconds for each missed plate
- 30 seconds for missed stop plate
- A maximum time of 30 seconds for each string



**RIFETIME CHALLENGE**  
Penalty: 30 seconds

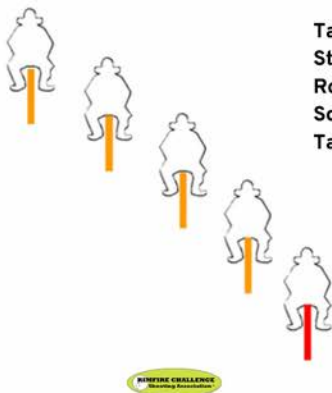




# STAGE 7 THE BARBER SHOP PISTOL

## LINED UP FOR A SHAVE - Created by Greg Goff

**Starting Position:** Shooter standing in box, firearm loaded and aiming at aim point



**Targets:** 5 Targets

**Strings:** 5 per gun

**Round Count:** 25+ Total

**Scoring:** 5 hits per string

**Target Distance:** 7-15 yards

**Start Signal:** Audible

**Stop Signal:** Last Shot Fired

**Scored:** Time + Penalties

### Procedures:

- At the start signal, engage plates in any order from anywhere in the box.
- The designated stop plate must be engaged last.

### Penalties:

- 2 seconds for each missed plate
- 30 seconds for missed stop plate
- A maximum time of 30 seconds for each string



# STAGE 8 ACTION BAY 1 RIFLE

## THE GOOD, THE BAD, THE UGLY - Created by Greg Goff

**Starting Position:** Shooter standing in box, firearm loaded and aiming at aim point

**Targets:** 7 Targets

**Strings:** 5 per gun

**Round Count:** 35+ Total

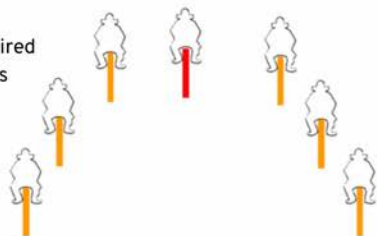
**Scoring:** 7 hits per string

**Target Distance:** 17-22 yards Rifle

**Start Signal:** Audible

**Stop Signal:** Last Shot Fired

**Scored:** Time + Penalties



### Procedures:

- At the start signal, engage plates in any order from anywhere in the box.
- The designated stop plate must be engaged last.

### Penalties:

- 2 seconds for each missed plate
- 30 seconds for missed stop plate
- A maximum time of 30 seconds for each string



# STAGE 9 ACTION BAY 2 RIFLE

## X CIRCLES - Created by Greg Goff

**Starting Position:** Shooter standing in box, firearm loaded and aiming at aim point



**Targets:** 5 Targets

**Strings:** 5 per gun

**Round Count:** 25+ Total

**Scoring:** 5 hits per string

**Target Distance:** 20-22 yards

**Start Signal:** Audible

**Stop Signal:** Last Shot Fired

**Scored:** Time + Penalties

### Procedures:

- At the start signal, engage plates in any order from anywhere in the box.
- The designated stop plate must be engaged last.

### Penalties:

- 2 seconds for each missed plate
- 30 seconds for missed stop plate
- A maximum time of 30 seconds for each string



# STAGE 10 ACTION BAY 3 RIFLE

## WAY BACK THERE - Created by Greg Goff

**Starting Position:** Shooter standing in box, firearm loaded and aiming at aim point

**Targets:** 6 Targets

**Strings:** 5 per gun

**Round Count:** 30+ Total

**Scoring:** 6 hits per string

**Target Distance:** 15-24 yards

**Start Signal:** Audible

**Stop Signal:** Last Shot Fi

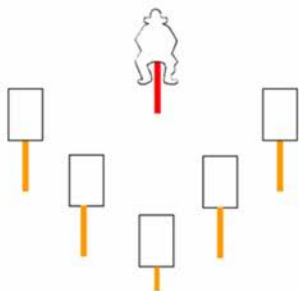
**Scored:** Time + Penalties

### Procedures:

- At the start signal, engage plates in any order from anywhere in the box.
- The designated stop plate must be engaged last

### Penalties:

- 2 seconds for each missed plate
- 30 seconds for missed stop plate
- A maximum time of 30 seconds for each string





# STAGE 11 ACTION BAY 5 RIFLE

**ONE UP, ONE DOWN - Created by Greg Goff**

**Starting Position:** Shooter standing in box, firearm loaded and aiming at aim point



**Targets:** 6 Targets

**Strings:** 5 per gun

**Round Count:** 30+ Total

**Scoring:** 6 hits per string

**Target Distance:** 20-25 yards

**Start Signal:** Audible

**Stop Signal:** Last Shot Fired

**Scored:** Time + Penalties

### Procedures:

- At the start signal, engage plates in any order from anywhere in the box.
- The designated stop plate must be engaged last.

### Penalties:

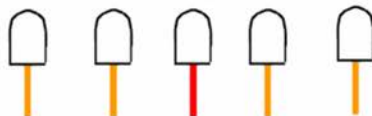
- 2 seconds for each missed plate
- 30 seconds for missed stop plate
- A maximum time of 30 seconds for each string



# STAGE 12 ACTION BAY 6 RIFLE

**SAD HILL CEMETERY - Created by Greg Goff**

**Starting Position:** Shooter standing in box, firearm loaded and aiming at aim point



**Targets:** 5 Targets

**Strings:** 5 per gun

**Round Count:** 25+ Total

**Scoring:** 5 hits per string

**Target Distance:** 20 yards

**Start Signal:** Audible

**Stop Signal:** Last Shot Fired

**Scored:** Time + Penalties

### Procedures:

- At the start signal, engage plates in any order from anywhere in the box.
- The designated stop plate must be engaged last.

### Penalties:

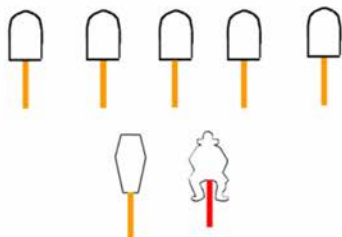
- 2 seconds for each missed plate
- 30 seconds for missed stop plate
- A maximum time of 30 seconds for each string



# STAGE 13 ACTION BAY 7 RIFLE

## ARCH STANTON - Created by Greg Goff

**Starting Position:** Shooter standing in box, firearm loaded and aiming at aim point



**Targets:** 7 Targets

**Strings:** 5 per gun

**Round Count:** 35+ Total

**Scoring:** 7 hits per string

**Target Distance:** 20-24 yards

**Start Signal:** Audible

**Stop Signal:** Last Shot Fired

**Scored:** Time + Penalties

### Procedures:

- At the start signal, engage plates in any order from anywhere in the box.
- The designated stop plate must be engaged last.

### Penalties:

- 2 seconds for each missed plate
- 30 seconds for missed stop plate
- A maximum time of 30 seconds for each string

RIFLE CHALLENGE  
Approved Performance



# STAGE 14 ACTION BAY 8 RIFLE

## TOMBSTONES & COFFINS - Created by Greg Goff

**Starting Position:** Shooter standing in box, firearm loaded and aiming at aim point

**Targets:** 6 Targets

**Strings:** 5 per gun

**Round Count:** 30+ Total

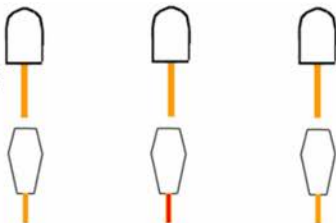
**Scoring:** 6 hits per string

**Target Distance:** 20-25 yards

**Start Signal:** Audible

**Stop Signal:** Last Shot Fired

**Scored:** Time + Penalties



### Procedures:

- At the start signal, engage plates in any order from anywhere in the box.
- The designated stop plate must be engaged last.

### Penalties:

- 2 seconds for each missed plate
- 30 seconds for missed stop plate
- A maximum time of 30 seconds for each string

RIFLE CHALLENGE  
Approved Performance





# Coming Soon

**RIMFIRE CHALLENGE WORLD CHAMPIONSHIP 2024**  
 CAVERN COVE COMPETITIVE SHOOTING  
 WOODVILLE, AL  
 OCTOBER 19 & 20, 2024

## MENU

### BREAKFAST **\$8.00**

**SATURDAY & SUNDAY** Scrambled eggs w/ Biscuit,  
 Sausage Patty & Coffee

*\*There will be limited breakfast available on both Saturday & Sunday\**

### LUNCH **\$12.00**

**SATURDAY** Hamburger & Hotdog  
 w/ chips & drink

**SUNDAY** BBQ Pork Sandwich  
 w/ chips & drink

*\*Lunch will be provided for staff on Friday, Saturday & Sunday\**  
*\*Lunch may be purchased at the range\**

# Cavern Cove Competitive Shooting Range

# SAFETY PLAN

## BEFORE THE MATCH:

Identify anybody with first aid, first responder or medical training

*\*First aid kit is located in the log cabin\**

*\*The AED device is located in the log cabin\**

## IN THE EVENT OF AN INJURY DURING A COMPETITION REQUIRING TREATMENT:

- Onsite medical personal will be notified.
- Match director will be notified.
- Property owners notified.
- First aid given.
- Assessment of injury made.
- If necessary, EMS personal will be notified.

## IF THE INJURY REQUIRES TRANSPORT TO HOSPITAL BY AMBULANCE:

- 911 will be called.
- One person will stay with the injured person to direct EMS to the injured person.
- One person will go to the end of Ambush Trail to meet first responders and stay till ambulance arrives.
- One person will stay at the bridge to meet EMS to direct them to the location of injured person. This person will stay or return to meet ambulance.

## IN THE EVENT OF INCLEMENT WEATHER:

### **Tornado Warnings:**

There are two Marshal County Storm Shelter in Grant located at :

- 307 2nd Ave West Grant AL
- 21 1st Ave West, Grant AL

### **Heavy Rain Fall/Flash Flooding:**

Our bridge into the range will at times become submerged. Do not attempt to cross the bridge if it has water running over the top of it.

# RCSA 2023 SPONSORS

HOST CLUB



**CAVERN COVE  
COMPETITIVE SHOOTING**

TITLE SPONSOR



**RUGER®**

GOLD SPONSORS



**VORTEX  
OPTICS**





# RCSA 2023 SPONSORS

SILVER SPONSORS  
HUNTERS HD  
GOLD   
They **CHANGE** so you don't have to.



**Aguila**<sup>®</sup>  
AMMUNITION

## BRONZE SPONSORS

C-More  
Steel Target Paint  
Volquartsen  
Major Surplus

## CONTRIBUTORS



PERFECTION

**NSSF**<sup>®</sup>  
The Firearm Industry  
Trade Association



Mack's Hearing  
Mantis  
Boys  
Magpul  
Lancer Tactical  
Otis Technologies  
Swabits  
Lok Grips  
Surefire  
Pro Ears  
Alpha Dynamics USA  
CWA/Precision Defense Pistol  
Allchin Gun Parts  
EGW Guns  
McFadden Machine Company  
Advanced Armament (AAC)  
Hygenall  
AXIL Hearing  
Chamberview  
CMP  
TACCOM  
Tactical Solutions  
Creekside Customs  
Beyer Barrel



**RIMFIRE CHALLENGE**  
Shooting Association®